



GPU Computing and

Wu Feng, Ph.D.

Department of Computer Science

Department of Electrical & Computer Engineering


NSF Center for High-Performance Reconfigurable Computing



Status of High-Performance Computing



We have spent decades focusing on performance, performance, performance (and price/performance).



The Focus on Performance: The TOP500 List

A ranking of the fastest 500 supercomputers in the world

- Benchmark
 - LINPACK: Solves a (random) dense system of linear equations in double-precision (64 bits) arithmetic.
- Evaluation Metric
 - Performance (i.e., Speed)
 - Floating-Operations Per Second (FLOPS)
- Web Site
 - <http://www.top500.org/>

The Focus on Performance:

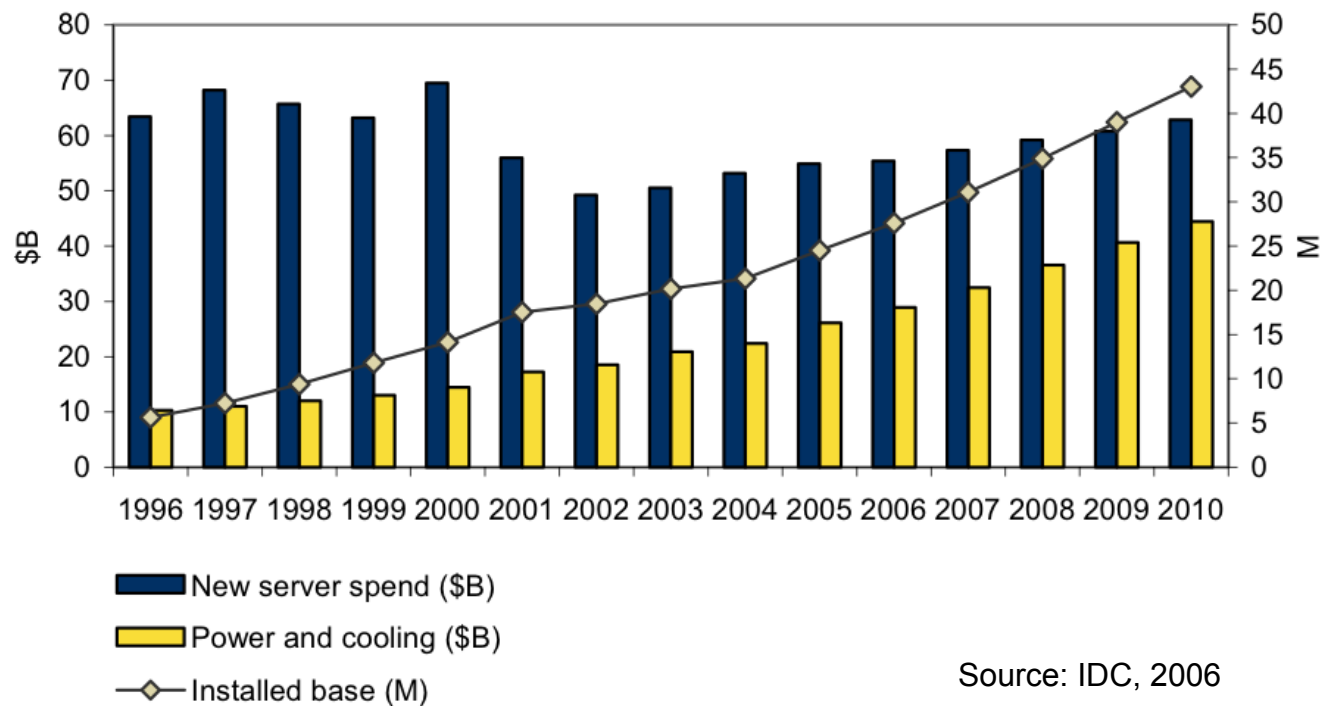
Gordon Bell Awards at Supercomputing (SC)

- Metrics for Evaluating Supercomputers
 - Performance (i.e., Speed)
 - Metric: Floating-Operations Per Second (FLOPS)
 - Price/Performance → Cost Efficiency
 - Metric: Acquisition Cost / FLOPS
- Performance & price/performance are *important* metrics, but ...

The “Cost” of Achieving Performance

- **Electrical *power* costs \$\$\$\$.**

Worldwide Expense to Power and Cool the Server Installed Base, 1996–2010



The “Cost” of Achieving Performance

Examples: Power, Cooling, and Infrastructure \$\$\$

- Japanese Earth Simulator
 - Power & Cooling: 12 MW → \$10M/year



The “Cost” of Achieving Performance

- ***Too much power affects efficiency, reliability, and availability.***
 - Anecdotal Evidence from a “Machine Room” in 2001 - 2002
 - **Winter:** “Machine Room” Temperature of **70-75° F**
 - Failure approximately **once** per week.
 - **Summer:** “Machine Room” Temperature of **85-90° F**
 - Failure approximately **twice** per week.
 - Arrhenius’ Equation (applied to microelectronics)
 - ***For every 10° C (18° F) increase in temperature, ... the failure rate of a system doubles.****

*W. Feng, M. Warren, and E. Weigle, “The Bladed Beowulf: A Cost-Effective Alternative to Traditional Beowulfs,” *IEEE Cluster*, Sept. 2002.

“The Green500 List”

- Debuted at SC 2007
- Goal: Raise Awareness in the Energy Efficiency of Supercomputing
 - Drive energy efficiency as a first-order design constraint (on par with performance).

THE GREEN
500

The logo for 'The Green 500' features the words 'THE GREEN' in a bold, green, sans-serif font. Below this, the number '500' is displayed in a large, grey, sans-serif font. The final '0' is stylized to resemble a green electrical plug, with three prongs extending from its bottom.

Witnessing Architectural Innovations

- Low-Power Embedded Processors
 - IBM Blue Gene L/P/Q (2004/2007/2010)
- Heterogeneous Multicore on a Chip: Cell
 - LANL Roadrunner (Jun 2008)
- The Next Wave in Heterogeneous Computing: GPU?
 - NUDT Tianhe-1 (Nov 2009)
 - NSCS Dawning Nebulae (Jun 2010)
 - NUDT Tianhe-1A (Nov 2010)

Historical View of GPU Computing

- Using GPUs for Non-Graphical Computing
 - Dates back to 2003
 - DirectX, OpenGL and Cg
- Early Success of Large-Scale GPU Systems
 - Folding@Home: GPU extension available late 2006
- General-Purpose Computing
 - NVIDIA: CUDA
 - AMD: Brook+ → OpenCL
 - Open Standard: OpenCL

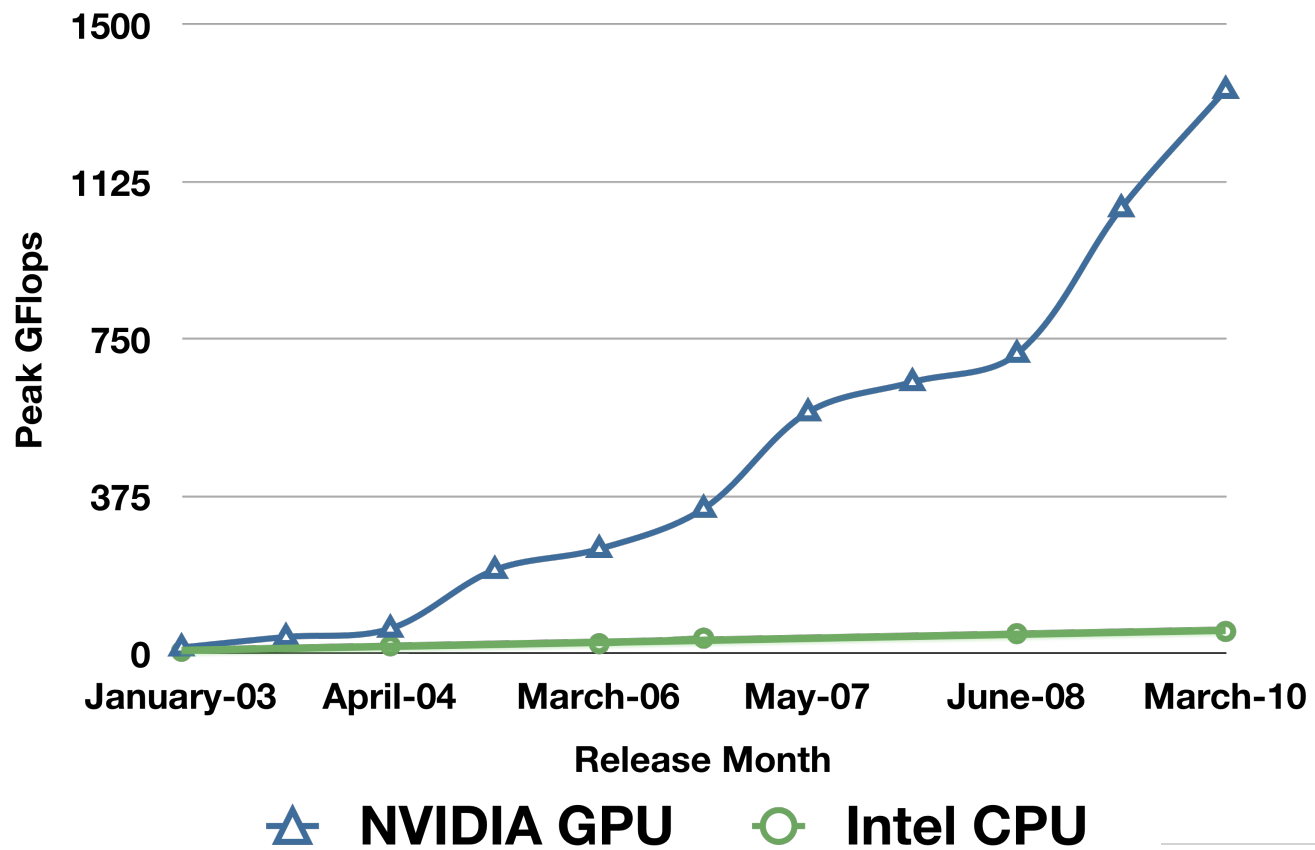


OpenCL



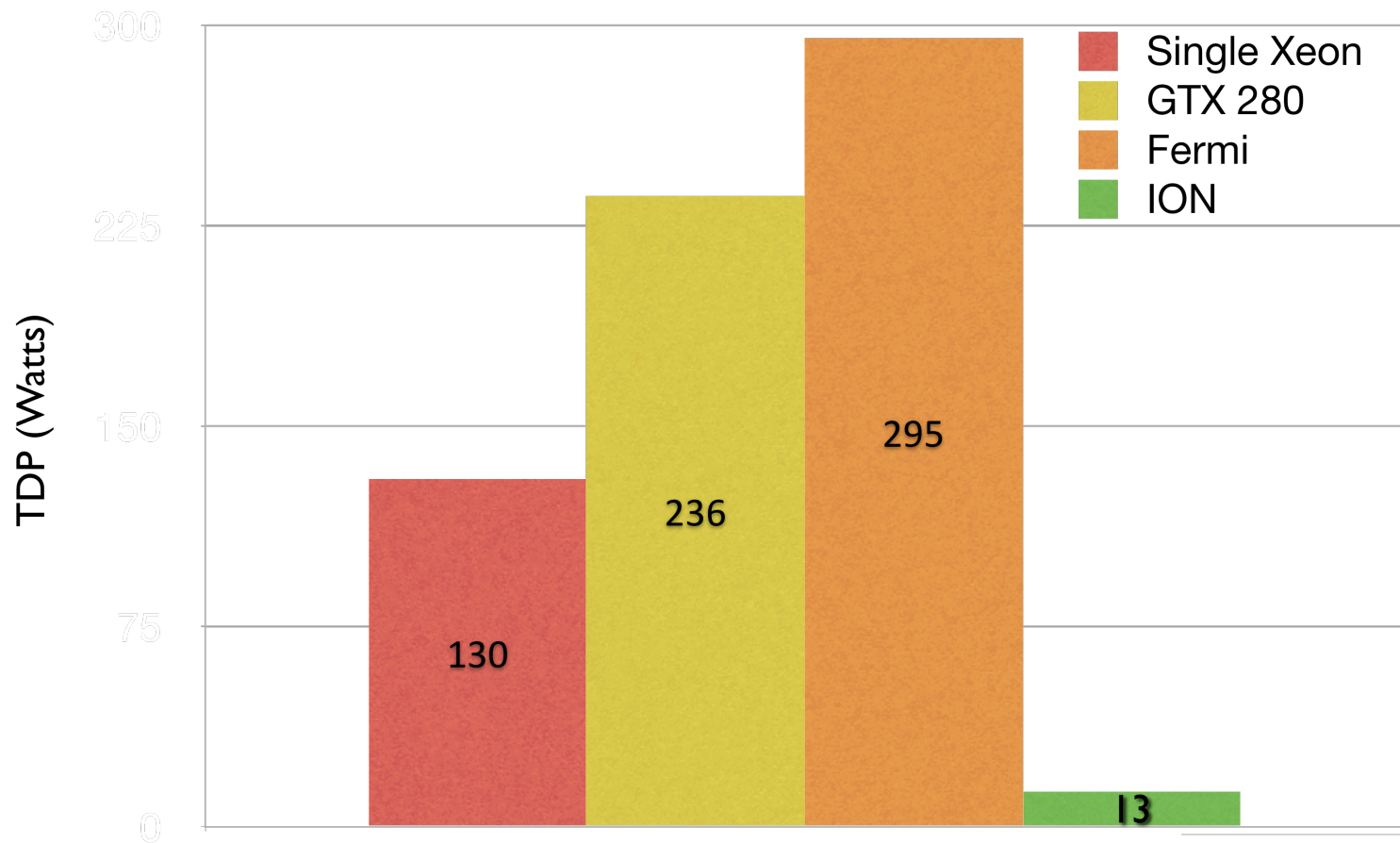
Why GPU?

- Performance



Is the GPU Green?

- Thermal Design Power





Evaluating the Greenness of GPUs

- Power and Energy Efficiency of “Computational Dwarfs”

- Platforms

- Xeon E5405: Multicore CPU
- GTX 280: Discrete GPU
- ION: Integrated CPU+GPU

GTX 280



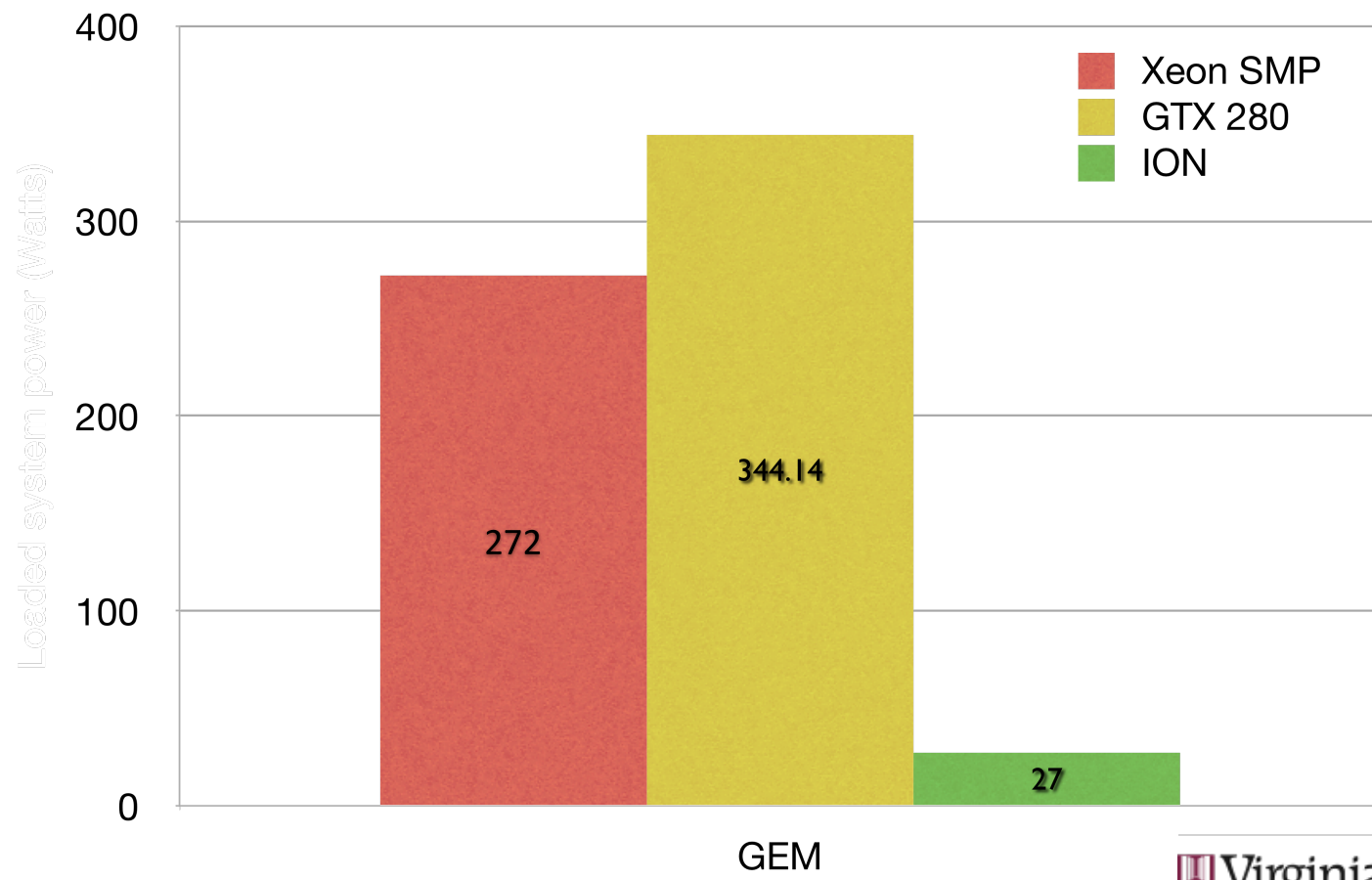
ION

- Dwarf → Application

- N-body → GEM: Electrostatic Surface Potential for Molecular Modeling
- Structured Grid → SRAD: Image Smoothing
- Dynamic Programming → Needleman-Wunsch: Sequence Alignment
- Dense Linear Algebra → K-means: Clustering

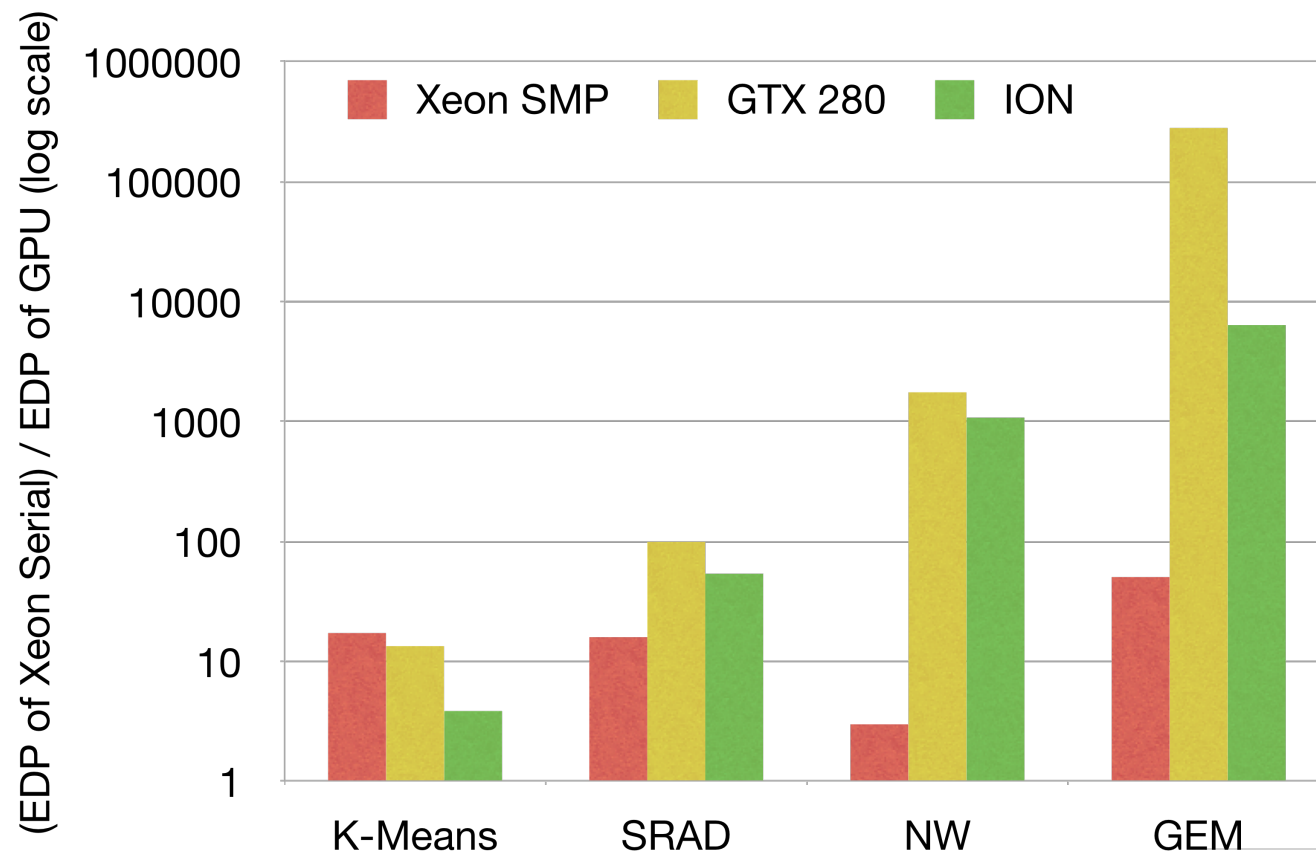
System Power

- Loaded Power for GEM Application (in Watts)



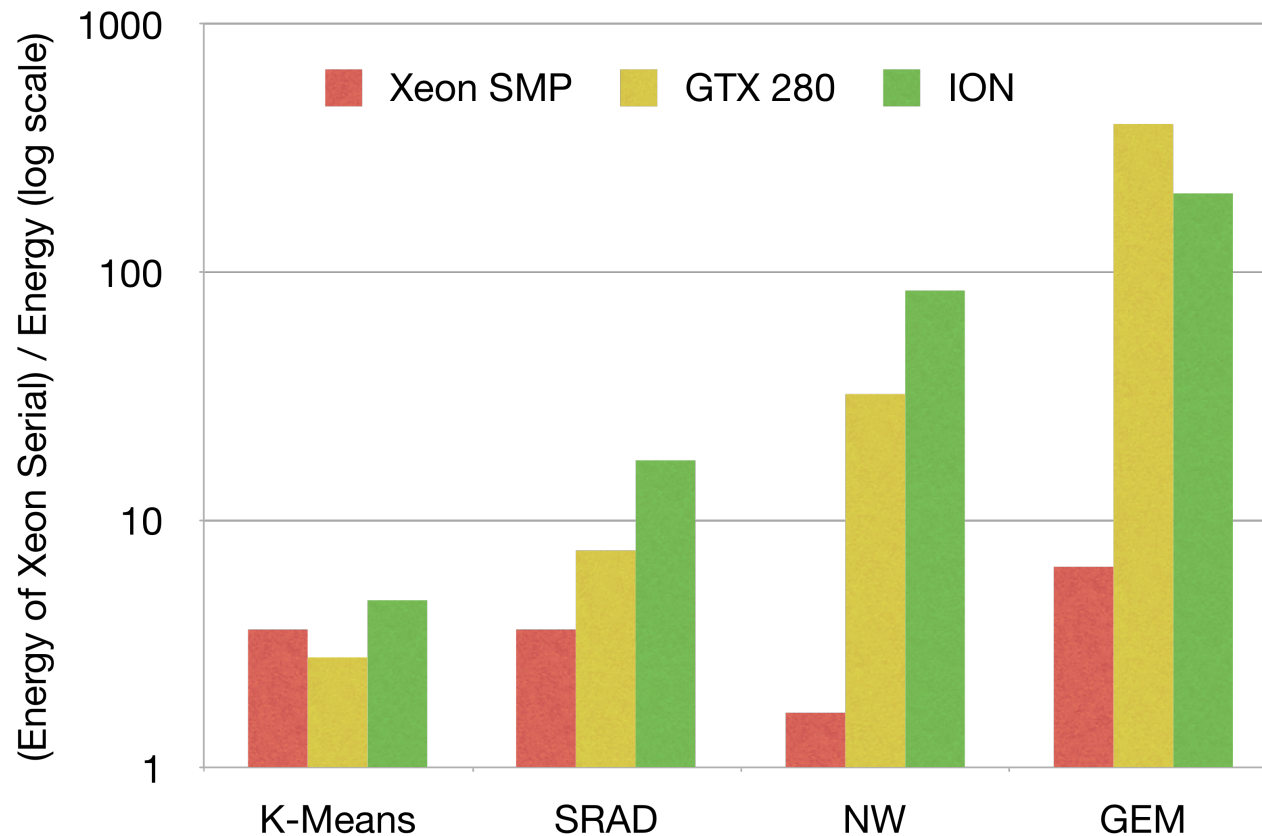
Energy Efficiency (EDP)

- EDP “Speedup” over the Serial Version
 - Higher is better



Overall Energy Consumption

- Energy Consumption “Speedup” over the Serial Version
 - Higher is better



GPU Systems on the Green500

- First Debuted on the November 2009 List (at SC|09)
- Tianhe-1: Predecessor to Tianhe-1A
 - 2,560 dual-GPU ATI Radeon HD 4870 X2
 - Performance: 0.5 petaflops
 - Energy Efficiency: 379 Mflops/W
- The Proliferation of GPU Supercomputing on





November 2009

- 8 of top 10 slots are accelerator-based but only *one* is GPU-based.

Green500 Rank	MFLOPS/W	Site*	Computer*	Total Power (kW)
<u>1</u>	722.98	Forschungszentrum Juelich (FZJ)	QPACE SFB TR Cluster, PowerXCell 8i, 3.2 GHz, 3D-Torus	59.49
<u>1</u>	722.98	Universitaet Regensburg	QPACE SFB TR Cluster, PowerXCell 8i, 3.2 GHz, 3D-Torus	59.49
<u>1</u>	722.98	Universitaet Wuppertal	QPACE SFB TR Cluster, PowerXCell 8i, 3.2 GHz, 3D-Torus	59.49
<u>4</u>	458.33	DOE/NNSA/LANL	BladeCenter QS22/LS21 Cluster, PowerXCell 8i 3.2 Ghz / Opteron DC 1.8 GHz, Infiniband	276
<u>4</u>	458.33	IBM Poughkeepsie Benchmarking Center	BladeCenter QS22/LS21 Cluster, PowerXCell 8i 3.2 Ghz / Opteron DC 1.8 GHz, Infiniband	138
<u>6</u>	444.25	DOE/NNSA/LANL	BladeCenter QS22/LS21 Cluster, PowerXCell 8i 3.2 Ghz / Opteron DC 1.8 GHz, Voltaire Infiniband	2345.5
<u>7</u>	428.91	National Astronomical Observatory of Japan	GRAPE-DR accelerator Cluster, Infiniband	51.2
<u>8</u>	379.24	National SuperComputer Center in Tianjin/NUDT	NUDT TH-1 Cluster, Xeon E5540/E5450, ATI Radeon HD 4870 2, Infiniband	1484.8
<u>9</u>	378.77	King Abdullah University of Science and Technology	Blue Gene/P Solution	504
<u>9</u>	378.77	EDF R&D	Blue Gene/P Solution	252

- 8 of top 10 slots are accelerator-based but only *one* is GPU-based.

Green500 Rank	MFLOPS/W	Site*	Computer*	Total Power (kW)
<u>1</u>	773.38	Forschungszentrum Juelich (FZJ)	QPACE SFB TR Cluster, PowerXCell 8i, 3.2 GHz, 3D-Torus	57.54
<u>1</u>	773.38	Universitaet Regensburg	QPACE SFB TR Cluster, PowerXCell 8i, 3.2 GHz, 3D-Torus	57.54
<u>1</u>	773.38	Universitaet Wuppertal	QPACE SFB TR Cluster, PowerXCell 8i, 3.2 GHz, 3D-Torus	57.54
<u>4</u>	492.64	National Supercomputing Centre in Shenzhen (NSCS)	Dawning Nebulae, TC3600 blade CB60-G2 cluster, Intel Xeon 5650/ nVidia C2050, Infiniband	2580
<u>5</u>	458.33	DOE/NNSA/LANL	BladeCenter QS22/LS21 Cluster, PowerXCell 8i 3.2 Ghz / Opteron DC 1.8 GHz, Infiniband	276
<u>5</u>	458.33	IBM Poughkeepsie Benchmarking Center	BladeCenter QS22/LS21 Cluster, PowerXCell 8i 3.2 Ghz / Opteron DC 1.8 GHz, Infiniband	138
<u>7</u>	444.25	DOE/NNSA/LANL	BladeCenter QS22/LS21 Cluster, PowerXCell 8i 3.2 Ghz / Opteron DC 1.8 GHz, Voltaire Infiniband	2345.5
<u>8</u>	431.88	Institute of Process Engineering, Chinese Academy of Sciences	Mole-8.5 Cluster Xeon L5520 2.26 Ghz, nVidia Tesla, Infiniband	480
<u>9</u>	418.47	Mississippi State University	iDataPlex, Xeon X56xx 6C 2.8 GHz, Infiniband	72
<u>10</u>	397.56	Banking (M)	iDataPlex, Xeon X56xx 6C 2.66 GHz, Infiniband	72

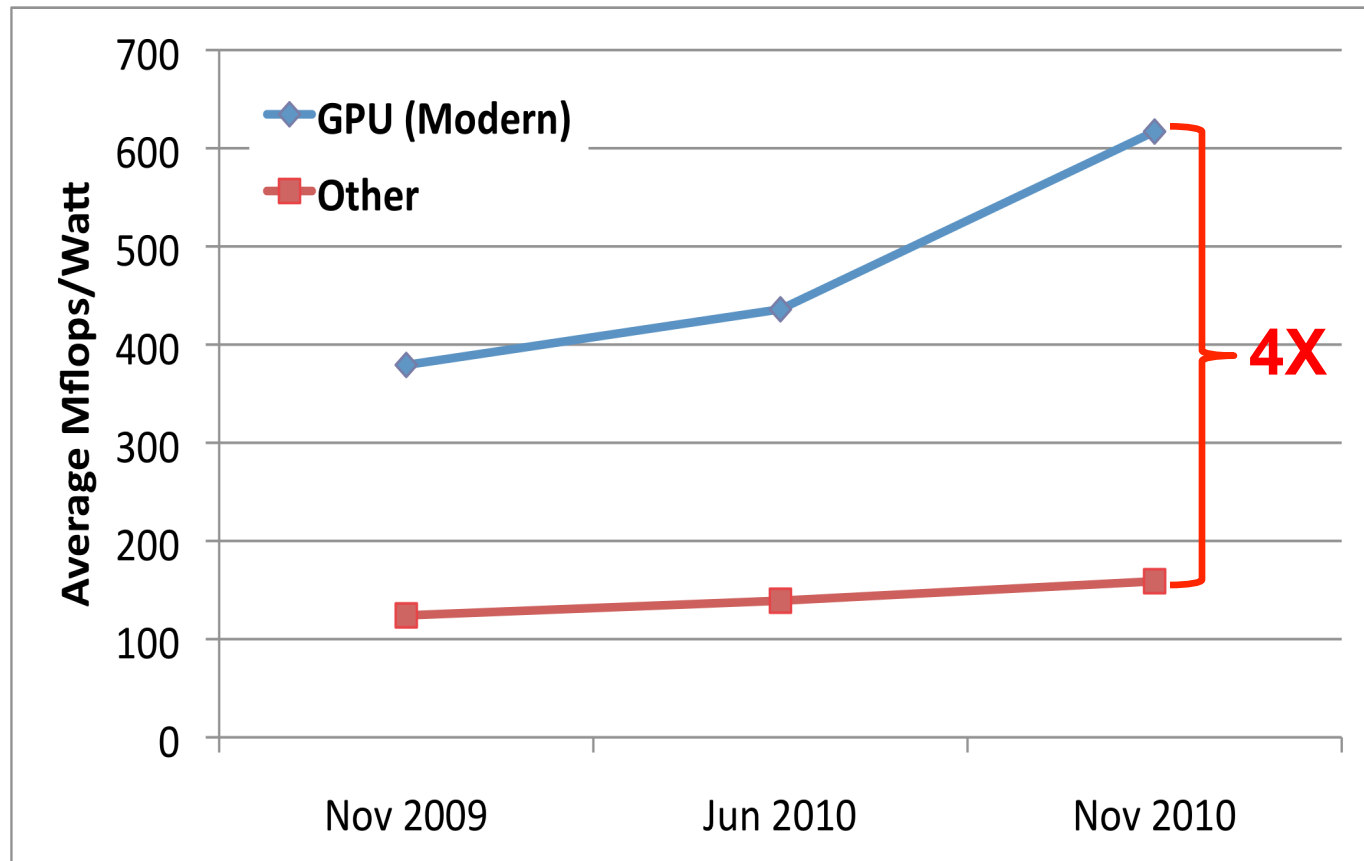


November 2010

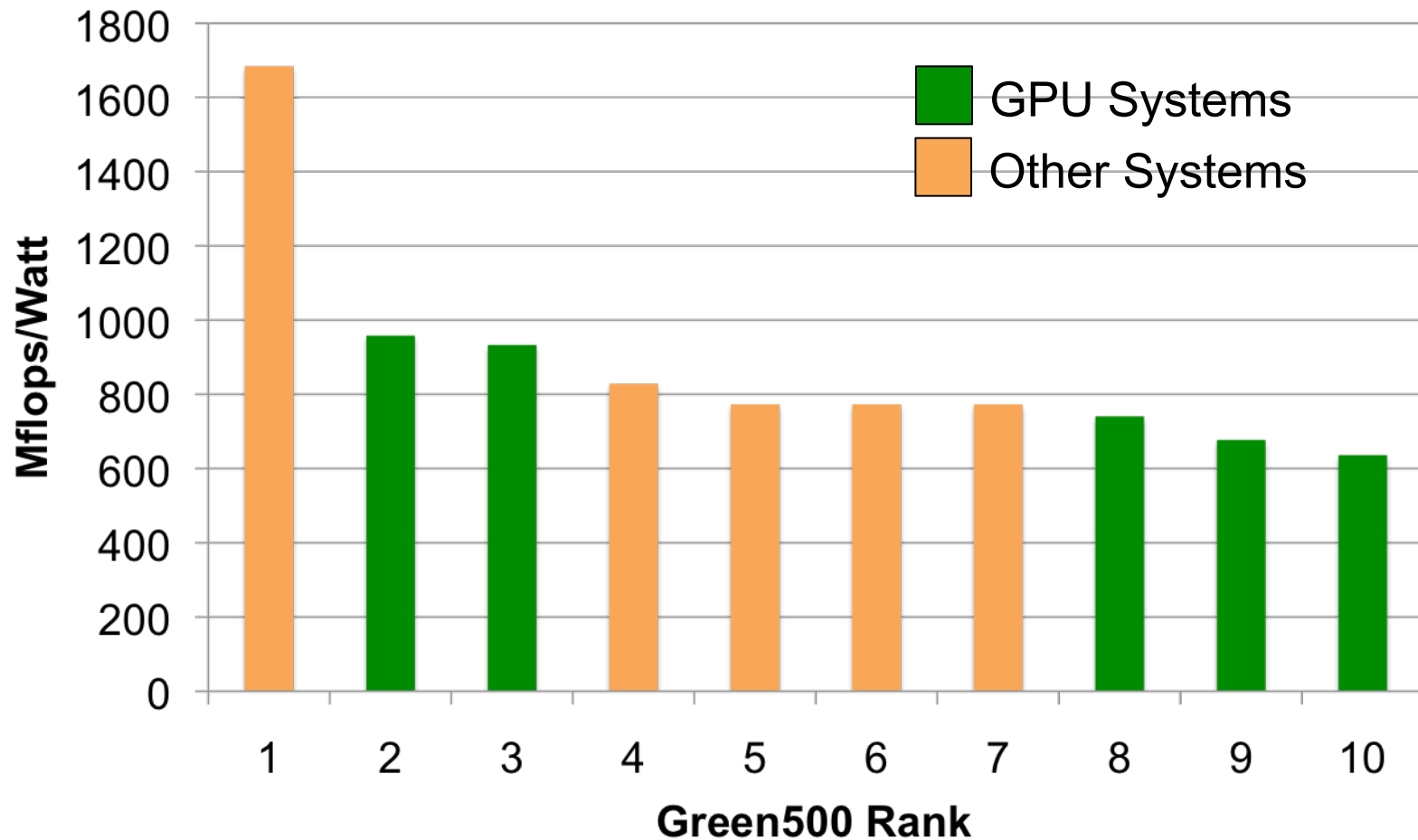
- 8 of top 10 slots are accelerator-based with 5 being GPU-based.

Green500 Rank	MFLOPS/W	Site*	Computer*	Total Power (kW)
<u>1</u>	1684.2	IBM Thomas J. Watson Research Center	NNSA/SC Blue Gene/Q Prototype	38.8
<u>2</u>	958.35	GSIC Center, Tokyo Institute of Technology	HP ProLiant SL390s G7 Xeon 6C X5670, Nvidia GPU, Linux/Windows	1243.8
<u>3</u>	933.06	NCSA	Hybrid Cluster Core i3 2.93Ghz Dual Core, NVIDIA C2050, Infiniband	36
<u>4</u>	828.67	RIKEN Advanced Institute for Computational Science	K computer, SPARC64 VIIIfx 2.0GHz, Tofu interconnect	57.96
<u>5</u>	773.38	Forschungszentrum Juelich (FZJ)	QPACE SFB TR Cluster, PowerXCell 8i, 3.2 GHz, 3D-Torus	57.54
<u>5</u>	773.38	Universitaet Regensburg	QPACE SFB TR Cluster, PowerXCell 8i, 3.2 GHz, 3D-Torus	57.54
<u>5</u>	773.38	Universitaet Wuppertal	QPACE SFB TR Cluster, PowerXCell 8i, 3.2 GHz, 3D-Torus	57.54
<u>8</u>	740.78	Universitaet Frankfurt	Supermicro Cluster, QC Opteron 2.1 GHz, ATI Radeon GPU, Infiniband	385
<u>9</u>	677.12	Georgia Institute of Technology	HP ProLiant SL390s G7 Xeon 6C X5660 2.8Ghz, nVidia Fermi, Infiniband QDR	94.4
<u>10</u>	636.36	National Institute for Environmental Studies	GOSAT Research Computation Facility	117.15

Energy Efficiency of Modern GPU-Based Supercomputers on the Green500



10 Greenest Supercomputers on the Green500



Acknowledgements



CCF-0848670

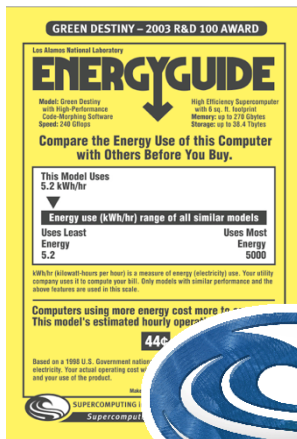
SUPERMICR®

Behind the Scenes ...

- Thomas Scogland
- Balaji Subramaniam
- Heshan Lin
- Mark Gardner

Wu FENG
feng@cs.vt.edu

SyNeRG  Laboratory
<http://synergy.cs.vt.edu/>



SUPERCOMPUTING
in SMALL SPACES
<http://sss.cs.vt.edu/>



<http://www.chrec.org/>



<http://www.green500.org/>



<http://www.mpiblast.org/>